

IMPORTANT

1. Always include complete heater model and serial number so that any specification change can be considered for parts shipment. It can save time and expense.
2. Specifications are subject to change without notice.
3. We reserve the right to substitute functional replacements.
4. Order by Part No.; not Heater Option Designation.

Applies to: Replacement Parts for Model Series RG, RP, HRPD, RGB, RPB, RGBL, RPBL, RPDBL, PGBL, RBA, RBHA, and RBL (including prefixes "C", "H", and "HC")

Index

B

- Bearing 22, 43
- Bearing Support 21
- Blower 20, 21
- Model RBL/RBA/RBHA Blower Cabinets 43, 44
- Burner Rack 16

C

- PGBL Furnace Cabinet 13
- RG Cabinet and Flue Box Parts 12
- RP Cabinet and Collection Box Parts 14
- Cabinet Connector & Filler Parts for Multiple Furnaces 12, 14
- Cabinet Parts for "BL" Type Blower Cabinet 20
- Cabinet Parts for "B" Type Blower Cabinet 19
- Certification 3
- Combustion Air Pressure Switch 6
- Packaged System Configurations 4
- Contactors 7, 9
- 2-Stage Controller 6
- Mixed Air Controller 23
- Cooling Coil Cabinet 40
- Roof Curbs 42

D

- Discharge Damper and Controls 42
- Damper Linkage 24, 25, 26
- Dampers and Controls 22
- DDC Control 11
- Disconnect Switch 39
- Door Latch Kit 19, 21, 44
- Downturn Plenum 42
- Drives - Model RBHA 36
- Drives - Model Series (H)(C)RGB, (H)(C)RPB, and Model RBA 31
- Drives - Model Series RGBL, RPBL, PGBL and RBL 34
- Ductstat 6, 8

E

- Electrical Component Locations 6
- Electrical Components 8

F

- Fan Control 6
- Dirty Filter Pressure Switch 6
- Filter Rack 21
- Filters 37
- Firestat 8
- Flue Collar Assembly 12
- Flue Collection Box 12, 13, 14
- Freezestat 8
- Freezestat, Auto Reset 6
- Fuse 7, 9

G

- Gas Pressure Switch 6
- Gas Valve - See Form P-VALVES
- Gear Motor Kit 15

H

- Heat Exchanger 16
- Outside Air Inlet Hood 40

I

- Ignition Controller 6, 8
- Interface Module 23

L

- Limit 10
- Reverse Flow Limit 10
- Limit Control 6, 9
- Line Voltage 5

M

- Manifold 16
- Special Manifolds 18
- Blower Motor 27, 28, 30
- Gear Motor AG39,40,41,42 15
- Motor Adjustment Bracket 20, 43
- Motor Mounting Bolts 22, 43
- Motor Mounting Plate 20, 43

O

- Orifice 17
- Convenience Outlet 7, 9
- Overload 27, 29

P

- Replacement Parts Tag 2
- Pilot 11
- Potentiometer 7, 10, 23

R

- Rating Plate 2
- References 1
- Carryover Regulator 17
- Relay 10
- Time Delay Relay 6, 9
- Relay Chart 5
- Remote Console 39

S

- Sensor 8
- Serial Number 3
- Heat Shields 9
- Holding Coils for IEC Starters 30
- Starters 7, 27, 28, 30
- Air Proving Switch 7
- Auxiliary End Switch 23
- Blower Air Flow Switch 10
- Combustion Air Switch 8
- Gas Pressure Switch 9
- Pressure Null Switch 23
- Pressure Switch 9
- Toggle Switch 11

T

- Temperature Control 9
- Temperature Controller 7
- Terminal Blocks 7
- Thermostats 39
- Transformer 5, 10

V

- Manual Gas Valves 17
- Variable Frequency Drives 27
- Vertical Vent Kit 14
- Vent Cap 12
- Vent Cap Extension 13
- Venter Motor 13, 15
- Vent Limiter 9

Z

- "Z" Baffle 13

Duct Furnace Models



Packaged Models



Blower Cabinets


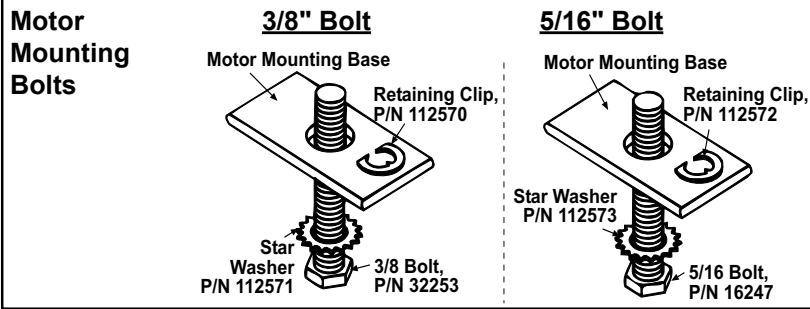


* Model is no longer being manufactured.

See your Factory Distributor for Forms listed below


Subject.....	Form
Installation/Operation - Model Series RPBL Packaged Systems	I-SSCBL/RPBL
Installation/Operation - Model Series RP and HRPD Duct Furnaces.....	I-RP/HRPD
Installation/Operation - Model Series RPB Packaged Systems	I-RPB
Installation - Model RBL Blower Cabinet.....	I-RBL
Limited Warranty	W
Replacement Components for Optional Evaporative Cooling Modules.....	P-REC
Replacement Gas Valves, Ignition Controllers, & Maxitrol Components for Modulation Gas Controls (Options AG 7, 8, 9, 21, 39, 40, 41, & 42).....	P-VALVES
Converting to Other Gases.....	CP-GC

Cabinet Parts for "BL" Type Blower Cabinet Section
 - Applies to RGBL, RPBL & PGBL (cont'd)

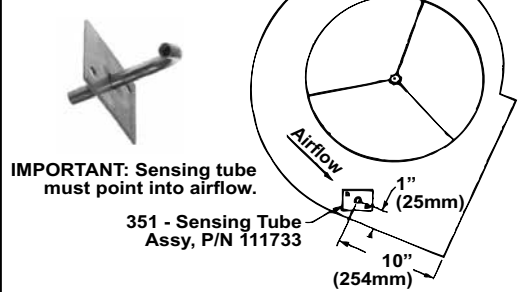


Blower Triangular Bearing Mounting for RGBL/RPBL/PGBL with a 7-1/2 or 10 HP Motor

Description	P/N
Left Bearing support Assy	112971
Right Bearing Support Assy	112972
Pillowblock Bearing 1-3/16"	(2) 112973
90° Grease Fitting	(2) 195834
7/16-14 x 3/4" Cap Screw	(4) 163335
1/4-20 Cap Screws	(6) 16246
1/4-20 Lock Nut	(6) 10650

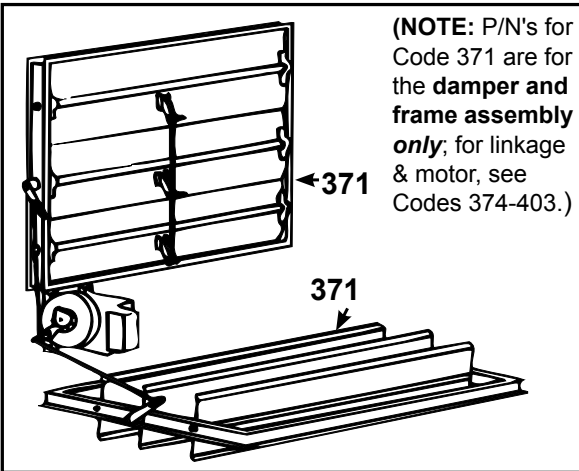


Location of Air Flow Switch Sensor



Dampers and Controls - Applies to all Packaged Systems and Blower Cabinets

Code	Model RPBL, RGBL, PGBL Sizes	Model RBA					
	Model (C)(H)RGB/RPB Size	75, 100, 125	150, 175	200, 225	250, 300	350	400, 800, 1200, RBL
370	Damper and Frame Assembly only for 30% Outside Air Dampers (see illustration of 30% damper below)	120552	120553	120554	120555	120556	120557
371	Damper and Frame Assembly only for 100% Outside Air or Return Air Dampers	105421	105422	105423	105424	105425	105426



Code 374 - Two-Position Damper Motors - Replacement depends on model of unit, date of manufacture, and/or damper motor model.



P/N 209351, either J/C M9206-BGB-2S (prior to 1/2012) or J/C M9208-BGC-3 (beginning 1/2012) If replacing this motor labeled M9206-BGB-2S order Kit P/N 209423.

If replacing obsolete damper motor P/N 66276, WR3405-21, or 97385, WR3402-9, order Kit P/N 209423.



Damper Motor for 2-Position Damper (open/closed), MS8105A1130/U, P/N 263939

This damper motor is used on Models RPBL and RBL beginning 4/2012. If replacing any other damper motor on a "BL" Model, order Replacement Kit, P/N 209423.

370 - 30% Damper



Code 372 - Hand Quadrant, P/N 103502, (on a 30% Outside Air Damper) & Code 373 - Manual Damper Control Bracket, P/N 175248



Code 376 - Modulating Damper Motor, M/H M9185A1026 less end switches, P/N 115681 (replaces P/N 53928) Code 377 (illustrated)

- Modulating Damper Motor with two end switches, P/N 115682



Code 378 - Modulating Damper Motor used in Option AR23, M/H #M6294B1011, P/N 115683, (with pressure null switch)